



A whole new control experience

Touchpoint Plus

Delivering reliable control

- Honeywell reliability from the most trusted experts in gas detection
- Built-in battery backup for constant uptime
- Robust, shockproof housing for a wide range of industrial environments

Flexible capabilities

- Compatible with the full range of Honeywell gas detectors
- Powered audiovisual alarms simplify field installation
- Configuration includes easy grouping and voting alarm logic without specialist knowledge
- Next-generation compatibility

Providing ease and efficiency

- Quick and easy installation, configuration, commissioning and maintenance
- Easy diagnostics, data and reporting
- Minimised training time
- Large colour touchscreen LCD
- Multilingual capabilities
- Green-yellow-red status at a glance

Touchpoint Plus brings a whole new control experience to your small system of gas detectors.

Touchpoint Plus is an easily configurable, wall mounted control system that supports up to eight channels of gas detection. Its modular approach enables you to take control and configure what you need for a wide range of applications.

The signature feature of the Touchpoint line is a user-friendly touchscreen interface, and the Touchpoint Plus takes it to a new level. With this unique interface, it's easier than ever to see the status of your system at a glance - maximizing the time you have to make the right decisions. The intuitive, multilingual interface, simplifies operation and reduces training requirements. The full colour traffic light style status indication provides clarity from a distance too.

Touchpoint Plus includes a comprehensive set of outputs as standard including common alarms and dedicated drives for remote audiovisual indicators. Its modularity enables you to customise your system to meet your specific application requirements. Selecting the right detector for use with your controller can deliver significant savings in startup costs and on-going operations. Our global partner network and dedicated application specialists are able to help make the right choices for your industry.

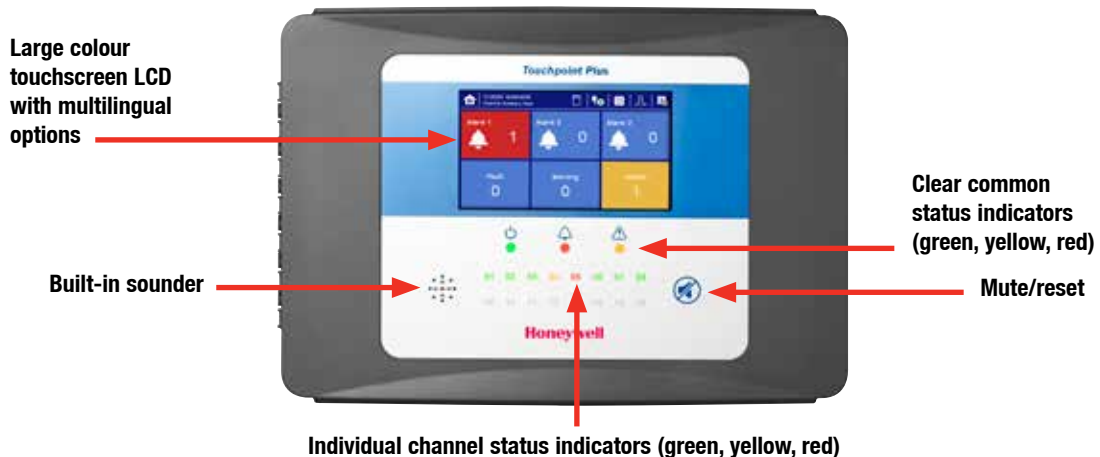
With everything at your fingertips, you can take ownership of your system and operate it with confidence, ensuring the safety of your people and productivity of your site.



Unique User Experience



Taking the user experience to a whole new level

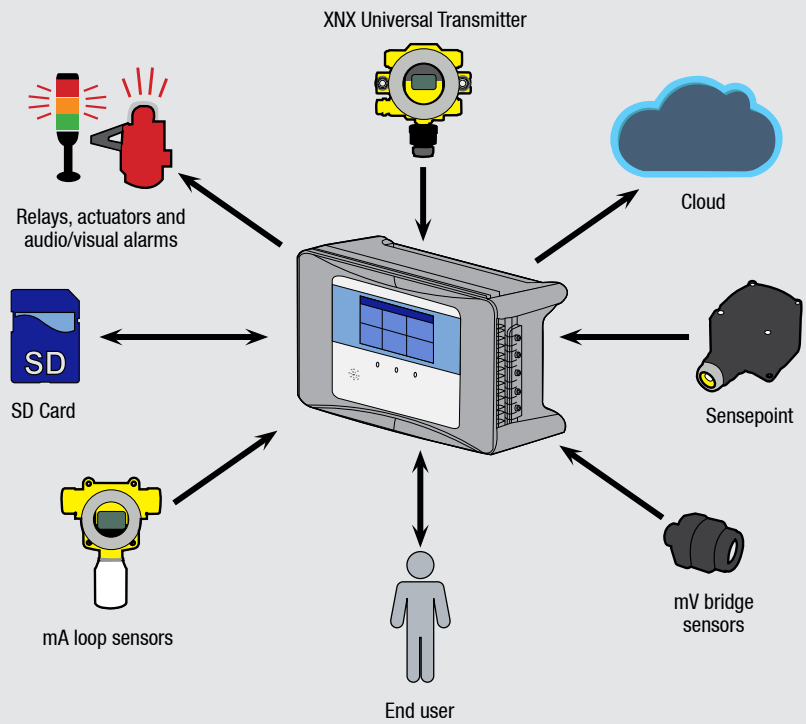


One System Solution

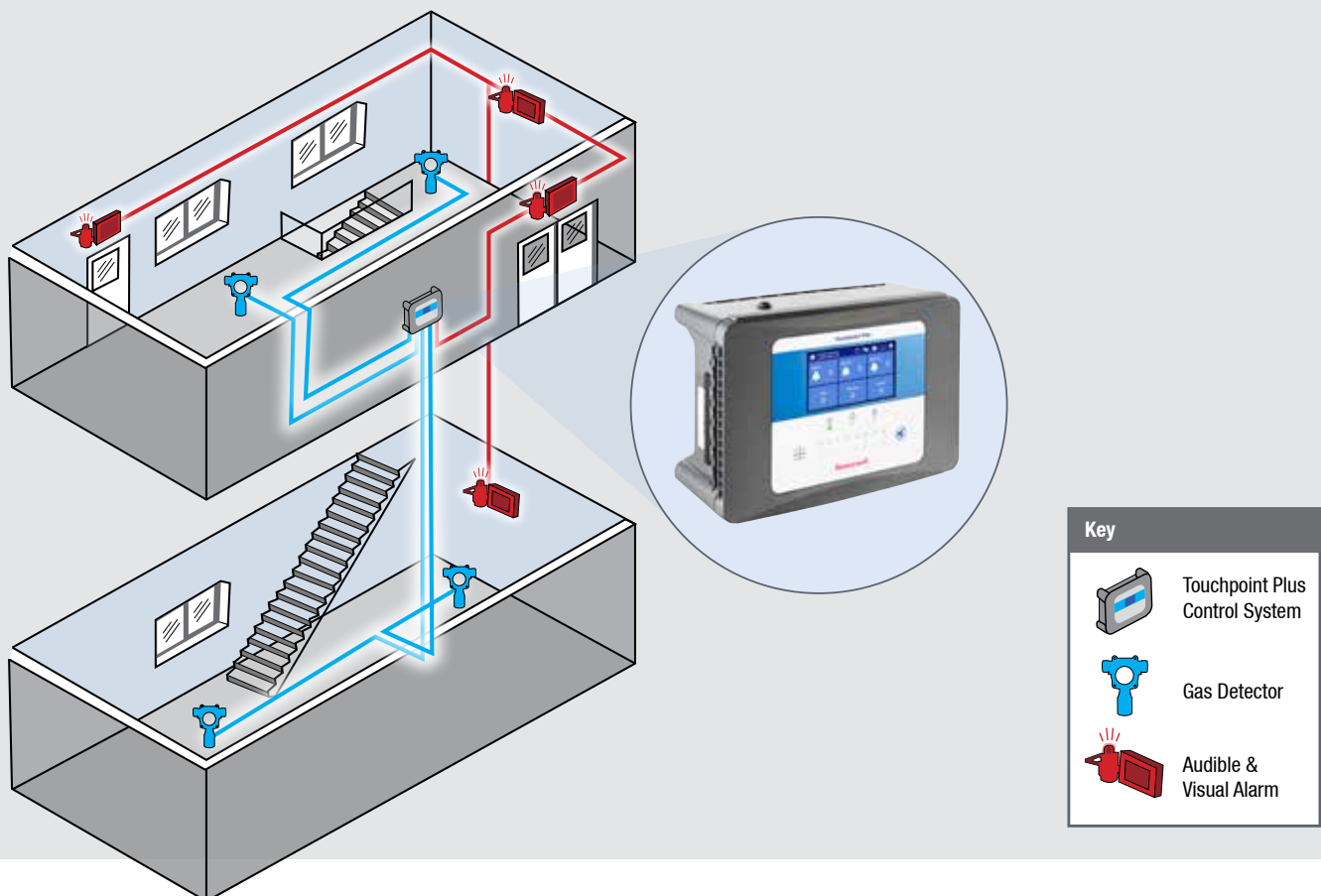
Honeywell Analytics' one system solution to meet your safety requirements

Touchpoint Plus provides a reliable safety solution for small scale gas detection systems across a wide range of applications and industries.

As the heart of your gas detection system, Touchpoint Plus is designed to work with Honeywell's industry leading gas detectors and drive actuators, audible and visual alarms to provide a complete end-to-end solution that you can configure as your own.



Typical example of a small gas detection system using Touchpoint Plus








Designed for speed and reliability

Made of high-impact polymer plastic, Touchpoint Plus is versatile and durable. It's dust-proof, water-proof and has been tested to withstand the toughest environments in which our customers operate - indoors and out. So you can count on the Touchpoint Plus to stand up to the challenges of industrial environments, from mechanical rooms to chemical plants.

Touchpoint Plus is supplied with pre-drilled and sealed cable entries and a unique tiered internal arrangement providing ease of access to save installers time and money.



1. Main module
2. Input module
3. Relay output module
4. mA output module
5. Power supply
6. Display module
7. Touchscreen
8. Backup battery

System Configuration Options

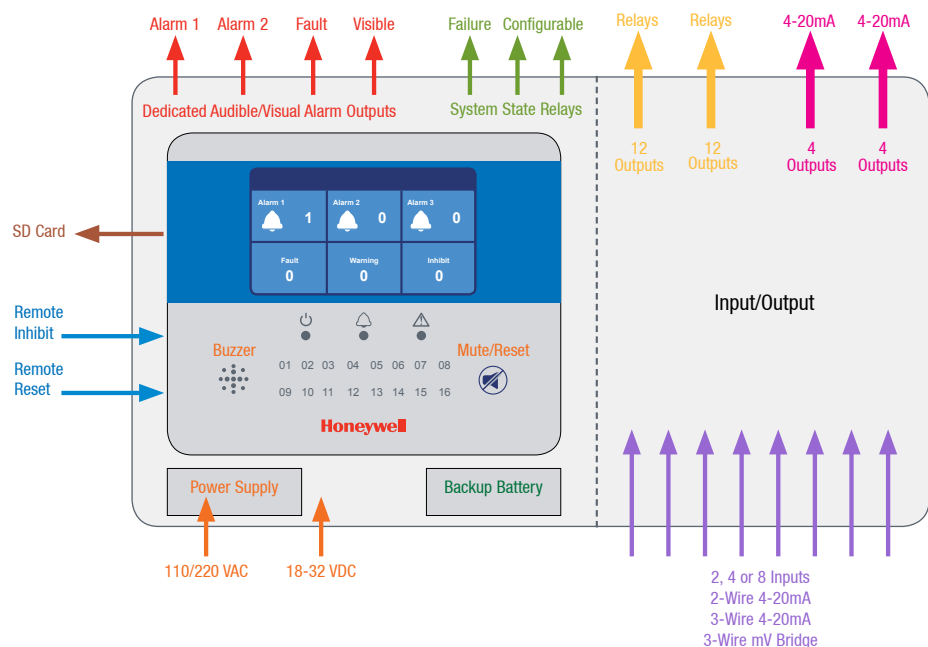
Provided as standard

- Dedicated powered audiovisual alarm drives
- Common alarm outputs, one for fault and two configurable
- Datalogging to SD Card
- Remote reset and inhibit inputs

Options

- Choice of AC mains or DC supply voltage
- Optional backup battery
- Choice of 2, 4 or 8 mA or mV inputs
- Optional expansion unit with up to 16 inputs*
- Choice of 12 or 24 relay outputs
- Choice of 4 or 8 mA outputs
- Optional RS485 Modbus RTU*
- Optional TCP/IP Modbus/HTTP*

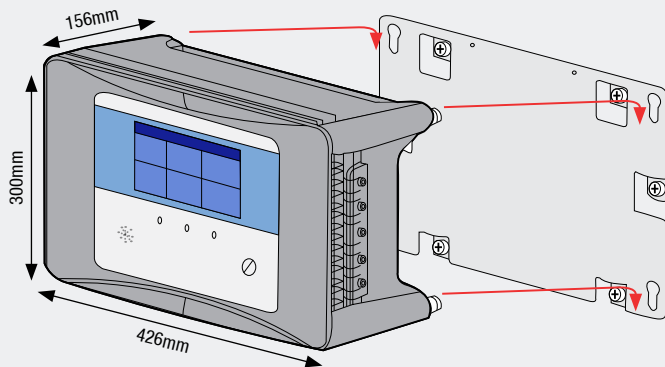
*Contact Honeywell Analytics for availability



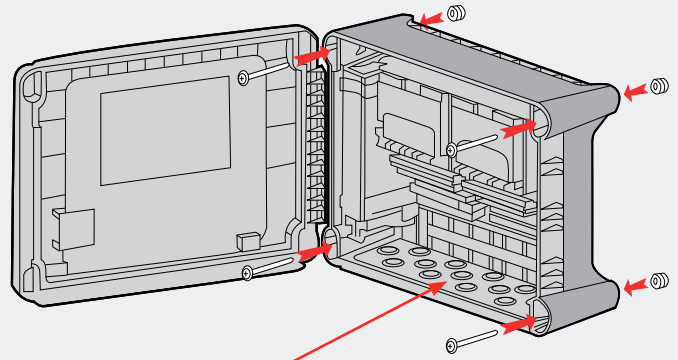
Installation

Quick and easy installation - designed to save you time and money

Touchpoint Plus can be directly wall mounted, or for an easier 1-man installation use the optional mounting plate. Open the hinged front cover to find plenty of space for wiring and a unique tiered terminal arrangement for easy access. Cable entries are pre-drilled and sealed ready to use reducing installation time and cost further.



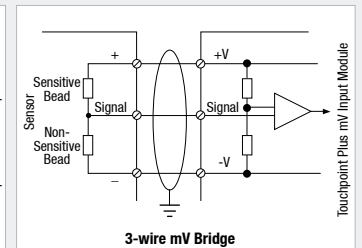
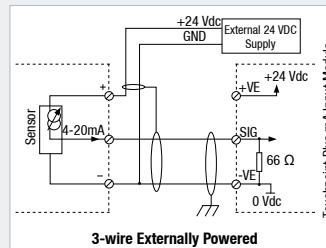
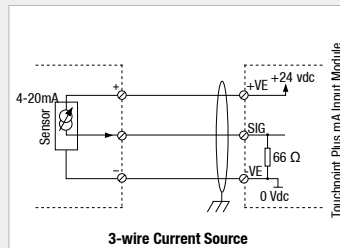
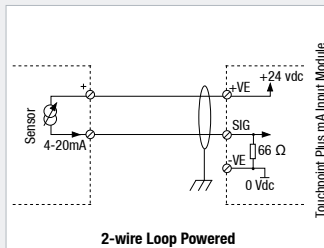
Optional Mounting Plate



Touchpoint Plus is supplied with 13 pre-drilled and sealed cable entries for for PG16/M20 glands.

Direct Surface Mounting

Sensor Connection - compatible with a wide range of field devices



Available gas detectors

Sensepoint

Signalpoint

705

Searchpoint Optima Plus

Simple devices, intrusive configuration, power up to 8 devices directly from Touchpoint Plus



Sensepoint XCD

Series 3000 MkII/MKIII

RAEGuard II PID

Enhanced devices, non-intrusive local operation, adjustment in field, power up to 8 devices directly from Touchpoint Plus



XNX Universal Transmitter

Searchline Excel

Combinations of the above

High integrity devices, specialised configuration, adjustment in the field, monitor up to 8 devices with external power as required



Note: Other field devices available on request.

Technical Specifications and Ordering Information

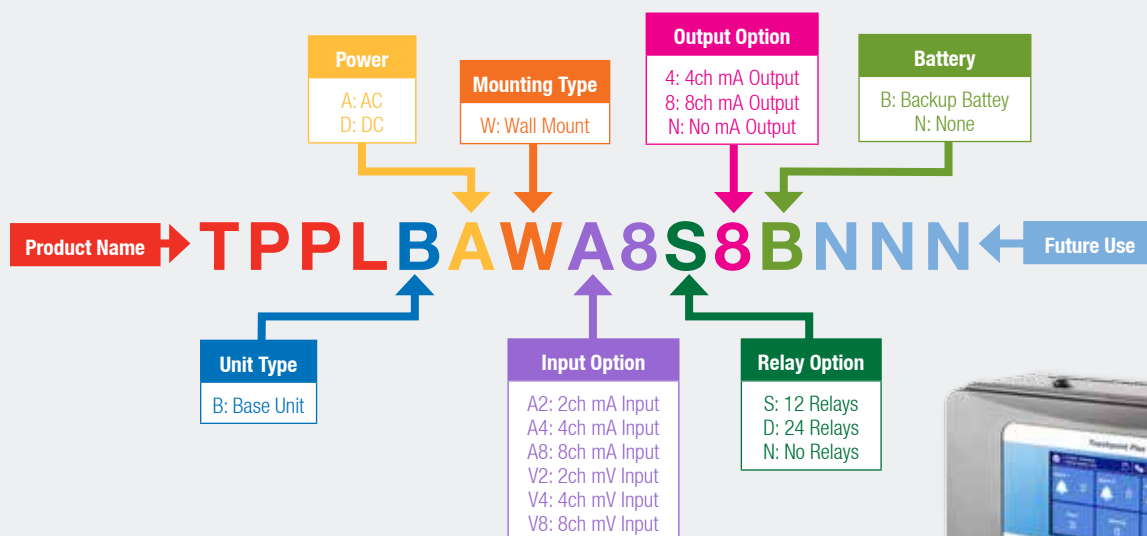


General Specification	
Capacity	Up to 8 channels with base unit, up to 16 channels with expansion unit*
Type of Inputs	2 or 3 wires, mA, mV, max. 15W per channel, max 40W total (with dedicated A/V drive) / 68W total (without dedicated A/V drive)
Size (wall-mounted version)	426 mm × 300 mm × 156 mm (16.8" x 11.8" x 6.1")
Housing Material	Polycarbonate ABS
Weight	Max 8.5 kg (18.7 lb)
User Interface (UI)	
Display	7" colour LCD touchscreen. Graphic User Interface
Visual Indicators	3 LEDs for master indicators. LED for each channel. Green: Normal; Yellow: Fault; Inhibit; Red: Alarm
Audible Alarm	≥ 70dB @ 1m
Button	Common for reset/mute operation
Language	English, French, German, Italian, Dutch, Spanish, Portuguese, Russian, Chinese
Power Supply	
Power AC	110/220VAC, 50-60Hz Manual switching
Power DC	18 to 32 VDC (+/-10%) Typical 24VDC
Power Consumption	Max 105W (including detector and external devices)
Environmental	
Operating	-10°C to +55°C (14°F to +131°F) continuous, up to 95% RH (non-condensing), IP65 and NEMA 4X
Storage	Instrument -25°C to +60°C. (-13°F to +140°F), up to 95% RH (non-condensing)
I/O Capacity	
4-20mA Input	2 or 3 wire, 2/4/8 channel modules

I/O Capacity continued	
mV Input	Catalytic type flammable gas detectors (Honeywell models). 2/4/8 channel modules
Dual Input*	2 channel mA + 2 channel mV module or 4 channel mA + 4 channel mV module
Relay Output	12 or 24 relay outputs, NO/C/NC changeover, 5A@30VDC/250VAC, user configurable - energised/de-energised, latching/non latching, time delay
4-20mA Output	4 or 8 isolated repeated mA outputs, 0-22mA, 0-100%FSD = 4-20mA
Common Inputs	Remote reset, remote inhibit
Common Outputs	Four powered A/V outputs for alarms and fault, three common alarm outputs
Approvals	
Electromagnetic Compatibility and Electrical Safety	EMC/RFI (EN 50270:2015) LVD (EN 61010-1:2010) CSA-C22.2 No. 61010-1-04 UL 61010-1 (3 rd Edition) and 508
Performance*	Designed to meet - EN 50271:2010; EN 60079-29-1:2007; EN 45544-1 /-2 /-3:2015; EN 50104:2010 C22.2 No. 152-M1984, ISA 12.13.01
Safety Integrity*	Designed to meet - IEC/EN 61508:2010 and EN 50402:2005+A1:2008 SIL2 certification
Others	
Backup Battery	22.2V Lithium Ion Battery, 2600mAh capacity (>30 minutes for typical system)
Data logging	Configuration, logged events and data

*Contact Honeywell Analytics for availability

Ordering Information



Honeywell Analytics Gas Detection



Honeywell Analytics is able to provide gas detection solutions to meet the requirements of all applications and industries. Contact us in the following ways:

Headquarters

Europe, Middle East, Africa

Life Safety Distribution AG

Javastrasse 2

8604 Hegnau

Switzerland

Tel: +41 (0)44 943 4300

Fax: +41 (0)44 943 4398

gasdetection@honeywell.com

Customer Service:

Tel: 00800 333 222 44 (Freephone number)

Tel: +41 44 943 4380 (Alternative number)

Fax: 00800 333 222 55

Middle East Tel: +971 4 450 5800 (Fixed Gas Detection)

Middle East Tel: +971 4 450 5852 (Portable Gas Detection)

Americas

Honeywell Analytics Distribution Inc.

405 Barclay Blvd.

Lincolnshire, IL 60069

USA

Tel: +1 847 955 8200

Toll free: +1 800 538 0363

Fax: +1 847 955 8210

detectgas@honeywell.com

Asia Pacific

Honeywell Analytics

Asia Pacific

#701 Kolon Science Valley (1)

43 Digital-Ro 34-Gil, Guro-Gu

Seoul 152-729

Korea

Tel: +82 (0) 2 6909 0300

Fax: +82 (0) 2 2025 0328

India Tel: +91 124 4752700

analytics.ap@honeywell.com

Technical Support Centres

Honeywell Analytics Ltd.

4 Stinsford Road

Nuffield Industrial Estate

Poole, Dorset, BH17 0RZ

United Kingdom

Tel: +44 (0) 1202 645 544

Fax: +44 (0) 1202 645 555

Honeywell Analytics

ZAC Athélia 4 - 375 avenue du Mistral

Bât B, Espace Mistral

13600 La Ciotat

France

Tel: +33 (0) 4 42 98 17 75

Fax: +33 (0) 4 42 71 97 05

Honeywell Analytics

Elsenheimerstrasse 43

80687 München

Germany

Tel: +49 89 791 92 20

Fax: +49 89 791 92 43

Honeywell Analytics

P.O. Box-45595

6th Street

Musaffah Industrial Area

Abu Dhabi

UAE

Tel: +971 2 554 6672

Fax: +971 2 554 6672

EMEA: HAexpert@honeywell.com

US: ha.us.service@honeywell.com

AP: ha.ap.service@honeywell.com

www.honeywellanalytics.com

www.raesystems.com

Honeywell Analytics
Experts in Gas Detection

BWF
Technologies
by Honeywell

RAE
SYSTEMS
by Honeywell

Please Note:

While every effort has been made to ensure accuracy in this publication, no responsibility can be accepted for errors or omissions. Data may change, as well as legislation, and you are strongly advised to obtain copies of the most recently issued regulations, standards, and guidelines. This publication is not intended to form the basis of a contract.

13496_H_Touchpoint Plus_DS01157_V1_EMEA

06/15

© 2015 Honeywell Analytics

Honeywell